



# TRENDY DELUXE

Size : 300 x 300 x 2 mm

Vinyl Composite Tile  
Made in Korea



Office



Shopping  
Mall



Commercial



Education




Restaurant



Retails



DX 3603 Quartz



DX 3609 Moonstone



DX 3610 Agate



DX 3604 Peridot




DX 3607 Calcite




DX 3613 Garnet



DX 3611 Sapphire



DX 3614 Ruby



DX 3612 Hematite



# TRENDY DELUXE

## Description

The marble chip structure is uniformly designed from the surface to the bottom and it maintains the same appearance until the product is completely worn.

## Size

CLASSIFICATION	THICKNESS (mm)	DIMENSIONS (mm)	PACKAGING (box)	COVERAGE (m <sup>2</sup> / box)
DELUXE	2.0	300 x 300	55 pcs	4.95

## Technical Data

CHARACTERISTIC		STANDARD	UNIT	DATA
Length		KS M 3802 : 2014	%	± 0.1
Width		KS M 3802 : 2014	%	± 0.1
Thickness		KS M 3802 : 2014	mm	+ 0.15 / - 0.10
Verticality		KS M 3802 : 2014	mm	Below 0.25
Indentation	20°C	KS M 3802 : 2014	mm	Above 0.15
	45°C	KS M 3802 : 2014	mm	Below 0.80
Residual Indentation		KS M 3802 : 2014	%	Below 8.0
Weight Loss on Heating		KS M 3802 : 2014	%	Below 0.5
Contamination Resistance		KS M 3802 : 2014	-	No Defects
Dimensional Stability by Heating	T.D.	KS M 3802 : 2014	%	Below 0.20
	M.D.	KS M 3802 : 2014	%	Below 0.20
Dimensional Stability by Water Absorption	T.D.	KS M 3802 : 2014	%	Below 0.20
	M.D.	KS M 3802 : 2014	%	Below 0.20

## Advantages and applications

Trendy Deluxe tiles permit easy cleaning of food and beverages spill. They also allow modular floor patterns to be easily created and installed. Being homogeneous in composition, the patterns and colours are continuously maintained throughout the thickness lifespan.

The surface is Polyurethane (PU) coated and no initial waxing is required. Due to the affordable price, Trendy Deluxe can be installed in premises of shopping centres, supermarkets, dormitories, education institutions, offices, production floor, laboratories, anywhere indoor where the above advantages are main considerations.

## General Laying Information

### Subfloor

Floor covering can be installed over new and existing concrete. Good subfloor is characterized as being smooth, level, dry, structurally stable and free of paint, plaster, oil, grease or any substance that could affect adhesive bonding. Cracks and other irregularities must be patched or levelled with the appropriate materials prior to installation.

**Note:** Do not lay over substrate that are structurally unstable, soft, sandy or uneven. Areas that are damp or prone to moisture must be treated before installation.

## Maintenance

### Regular Maintenance

Sweep or vacuum to remove dust and remove dirt with damp mop or cleaning materials.

### Periodic Maintenance

Clean flooring with a high speed (450 rpm) machine fitted with an appropriate pad using neutral detergent. Allow to dry and apply liquid emulsion polish for surface protection.